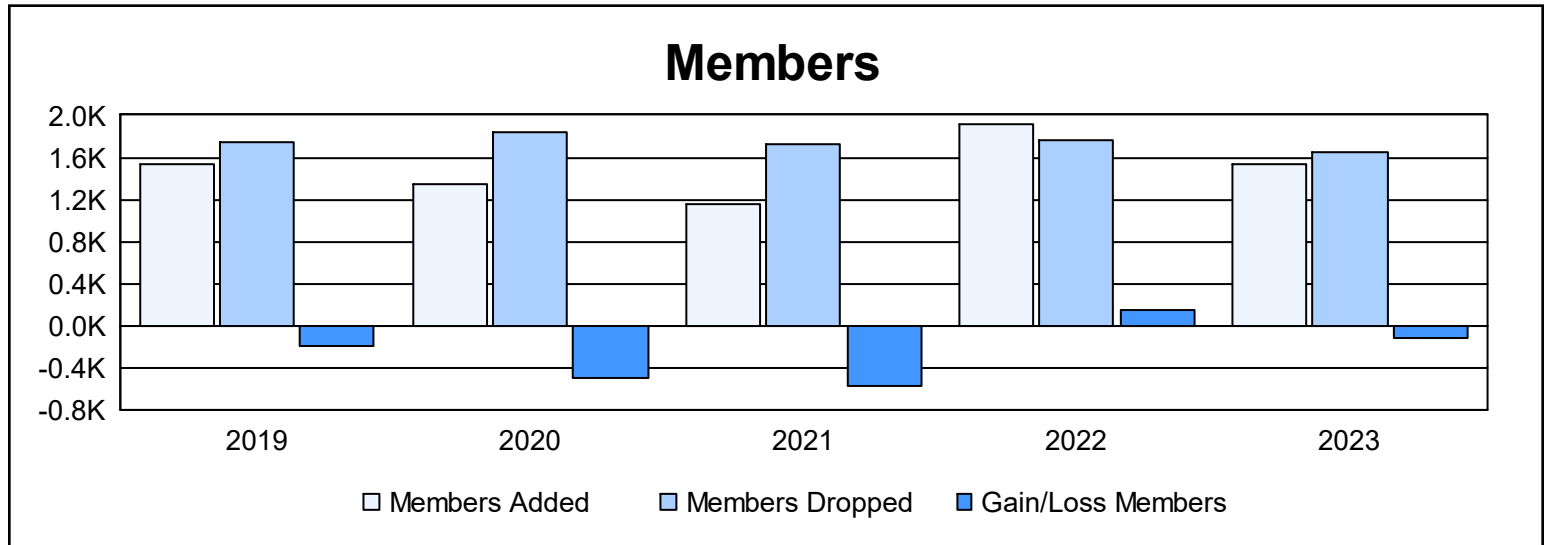
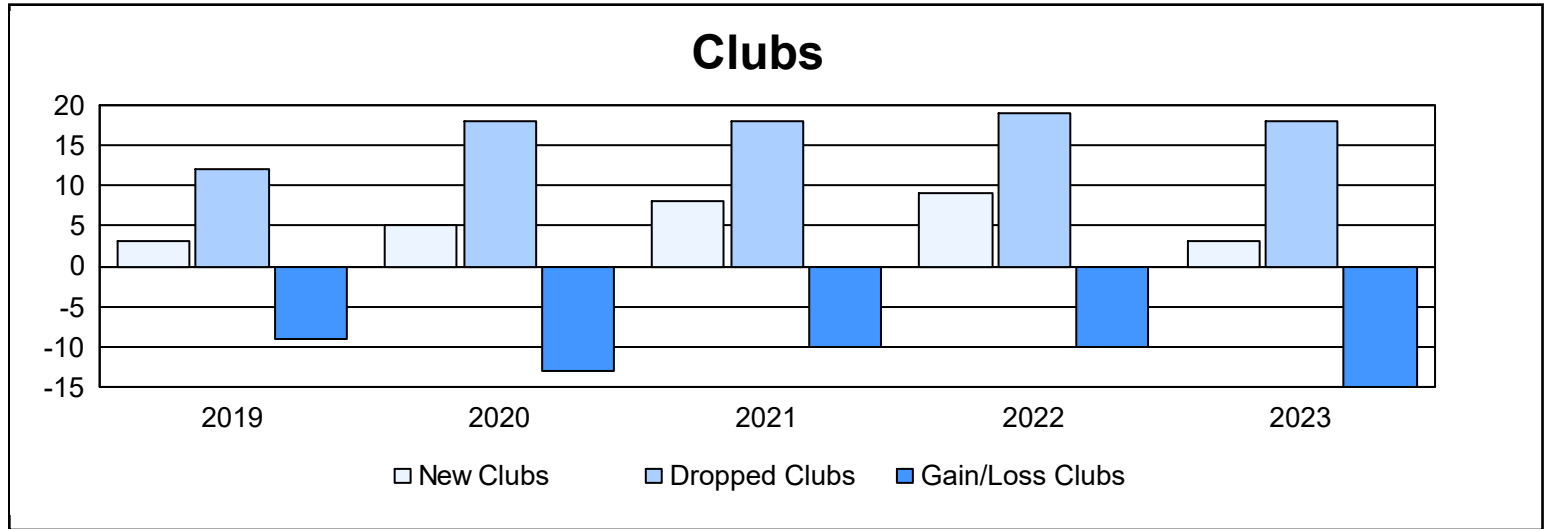


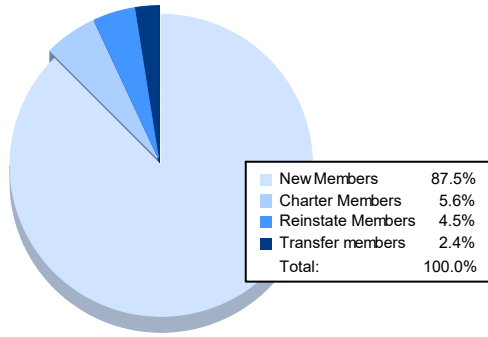
Multiple District 20

As of June 2023 Cumulative

| Year | New Clubs | Dropped Clubs | Gain/ Loss Clubs | New Members | Charter Members | Reinstate Members | Transfer Members | Total Member Added | Total Members Dropped | Gain/ Loss Members |
|----------------|-----------|---------------|------------------|--------------|-----------------|-------------------|------------------|--------------------|-----------------------|--------------------|
| 2018-2019 | 3 | 12 | -9 | 1,227 | 138 | 70 | 106 | 1,541 | 1,736 | -195 |
| 2019-2020 | 5 | 18 | -13 | 993 | 173 | 73 | 99 | 1,338 | 1,839 | -501 |
| 2020-2021 | 8 | 18 | -10 | 808 | 216 | 91 | 36 | 1,151 | 1,717 | -566 |
| 2021-2022 | 9 | 19 | -10 | 1,473 | 268 | 110 | 63 | 1,914 | 1,758 | 156 |
| 2022-2023 | 3 | 18 | -15 | 1,337 | 86 | 68 | 37 | 1,528 | 1,652 | -124 |
| Average | 6 | 17 | -11 | 1,168 | 176 | 82 | 68 | 1,494 | 1,740 | -246 |



Membership Composition June 2023 Cumulative



Gender Composition June 2023 Cumulative

